



Decorative Concrete Contractors

25TH ANNIVERSARY

1991 - 2016



Distributor of Quality Concrete Products
A Veteran Owned Business



Pattern - Old English Slate with Brick Soldier Course
Color - Slate with Charcoal



Pattern - European Fan
Color - Brick Red with Charcoal



Pattern - Notched Ashlar
Color - White with Charcoal



Pattern - Basketweave Used Brick
Color - Brick Red with Charcoal




Pattern - 2x2 Slate, Color - Adobe Buff with Rust Brown;
Pattern - Running Bond Granite Brick, Color - Brick Red with Charcoal



Pattern - Lisbon Granite, Color - Pewter with Charcoal
*Star - White & Black Color Hardener



Pattern - Old London Mermaid with Custom Hilton Logo
Color - Sable with Charcoal



Pattern - Old English Slate
Color - Tile Red with Charcoal



Pattern - Old English Slate with Brick Soldier Course
Color - Pewter with Charcoal



Pattern - 11" Wood Plank
Color - Sun Buff with Charcoal



Pattern - Large Random Flagstone
Color - Pewter with Charcoal



Pattern - Notched Old English Slate
Color - Wheat Light Integral Dye, Autumn Brown Release




Pattern - 18x18 Diamond Slate
Color - White CH with Philly Blue Release



Pattern - Basketweave Used Brick
Color - Brick Red with Charcoal



Pattern - Old London Mermaid
Color - Sable with Charcoal




Pattern - 11" Wood Plank
Color - Maplewood with Charcoal

samples



Pattern: 8"X8" Stacked Limestone
Color: Pewter With Charcoal Release



Pattern: Grand Ashlar
Color: Sun Buff With Sand Buff Release




Pattern: Random Fieldstone
Color: Adobe Buff With Sand Buff Release



Pattern: Large Random Flagstone
Color: White With Philly Blue Release



Pattern: 18"X18" Diamond Slate
Color: Adobe Buff With Sun Buff Release




Pattern: Notched Old English With Soldier Course Border
Color: Philly Blue With Charcoal



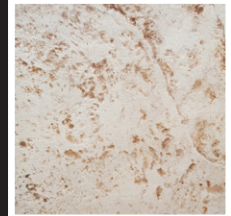
Pattern: Running Bond Paver Brick
Color: Brick Red With Charcoal Release



Pattern: Old London Mermaid
Color: Sun Gray With Charcoal Release



Pattern: Notched Old English
Color: Sand Buff With Desert Tan Release




Pattern: Belgium Slate Skin
Color: Adobe Buff With Maplewood Release



Pattern: Euro Cobblestone Running Bond
Color: Silver Gray With Charcoal Release




Pattern: 8"X 8" Limestone
Color: Terra Cotta With Charcoal Release



Pattern: Old English Slate
Color: Slate With Charcoal Release



Pattern: Herringbone Brick Thin Line
Color: Brick Red With Charcoal Release



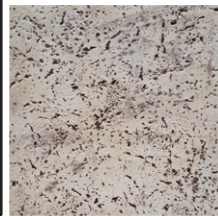
Pattern: Italian Slate Skin
Color: Sun Buff With Sand Buff Release



Pattern: Flower Rock Thin Line
Color: Saltillo With Charcoal Release




Pattern: Running Bond Paver Brick
Color: Maplewood With Charcoal Release



Pattern: Coquina Skin
Color: Adobe Buff With Rust Brown Release




Pattern: Basketweave Brick Thin Line
Color: Redwood With Charcoal Release



Pattern: Large Random Flagstone
Color: Desert Tan With Charcoal Release



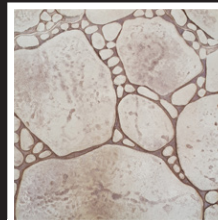
Pattern: Random Fieldstone
Color: Sable With Sun Gray Release




Pattern: Notched Old English
Color: Maplewood With Charcoal Release




Pattern: Belgium Fan
Color: Desert Tan With Charcoal Release




Pattern: Rock Garden
Color: Sun Buff With Desert Tan Release



Pattern: Grand Ashlar
Color: White With Philly Blue Release



Pattern: 6" Wood Plank
Color: Desert Tan With Gray Release



Pattern: 18"X18" Diamond Slate
Color: Adobe Buff With Maplewood Release



Pattern: 4" Compass Rose
Color: Pewter With Charcoal Release



Pattern: 4" Compass Rose
Color: Adobe Buff With Sun Buff Release Accents Of Stone Essence



Pattern: Grand Slate
Color: Silver Gray color hardener with Gray Release



The Increte Story

Increte of Maryland, Inc. was founded in 1991 by James J. Moran, and is a leading decorative concrete contractor in the Washington-Metropolitan area. We specialize in stamped and decorative concrete. Our area of service includes but is not limited to all of Maryland, Virginia, and the District of Columbia. We are also a distributor of Increte products since our inception.

Increte of Maryland offers a variety of products including Increte Stamped Concrete Products, Spray-Decking, and Stain-Crete. Our office, showroom, and warehouse are located in Crofton, Maryland. In our showroom we have over 100 samples of Stamped Concrete, to go along with samples of Spray-Decking, and Stain-Crete.



Find us on Facebook

www.facebook.com/Increte-of-Maryland

1-800-246-6882

www.increteofmaryland.com

The Increte Story Continued...

Increte of Maryland is a distributor of Increte products in the Baltimore-Washington Metropolitan area. Increte Systems has been in the decorative concrete industry since 1964. We warehouse all of the Increte products needed for the decorative concrete industry. Since we are the manufacturer's representatives in the Baltimore-Washington area all of our personnel have been factory trained. As a distributor we also work with many architects, engineers, and developers in the design phase of their projects.

Increte of Maryland, Inc. is an award winning company. We have won numerous awards for our stamped-decorative concrete work from Concrete Products Magazine, Associated Builders and Contractors, American concrete Institute, and Increte Systems. We are also proud members in Associated Builders and Contractors, NFIB, and MRMCA. Some of our clients include Hyatt, Marriott, Westin, Sheraton, Holiday Inn, Hilton, and Doubletree Hotels. Along with Six Flags Amusement Park, Washington Redskins, Maryland Baseball, Camden Yards, and numerous shopping centers and restaurants.

Contact Increte of Maryland, Inc. for all of your decorative concrete products:

Color Hardeners | Integral Color (Laboratory Match to any manufacturer's color)

Color Releases | Concrete Sealers | Concrete Stain Sealers | Stamp Rentals

Other Increte Products: Spray-Deck | Texture-Crete | Thin-Crete | Stain-Crete | Color-Crete

Increte Specifications

PART I - GENERAL

Description of Work : To provide approximately four inches of concrete that shall be colored with Increte Systems Color Hardener. Using Increte Systems Color Release Agent, the surface shall then be textured using the Increte Systems line of stamped concrete tools, then sealed with Increte Systems Clear Seal.

Related Work:

Earthwork	- Section 2300
Concrete Reinforcement	- Section 3200
Expansion and Control Joints	- Section 3250

Protection: IOMD shall be protected against undue soilage and damage by other trades by the use of reasonable care and precaution, once properly installed.

Submittals: Increte sample shall be submitted for approval of color and texture in accordance with Section 01300, Submittals.

Job Mock-Ups: Prior to installation, contractor shall provide an 8'x8' mock-up at the job site. Architect shall approve color, texture and workmanship of the mock-up, then retain as a standard for judging completed work.

PART II - PRODUCT

Materials:

Stamped Concrete Tools: Increte stamped concrete tools

Dry Shake Coloring Agent: Increte Systems Color Hardener

Pigmented Release Agent: Increte Systems Release Agent

Clear Protective Coating: Increte Systems Clear Seal

Increte Tool Pattern to be selected.

Increte Color Hardener/Release Agent color combination to be selected.

PART III - EXECUTION

Installation:

1. Concrete mix design shall contain a minimum of 5 ½ sacks of type I, II, or V Portland Cement, depending on soil conditions. Concrete shall have a minimum compressive strength of 3,000 psi after 28 days. Maximum slump shall be 4 inches. Air entrainment shall be used in all concrete that is placed on grade and subjected to freeze-thaw conditions. Fiber modified concrete is permissible. Expansion joints shall be used as in standard concrete practices.

2. Concrete shall be placed and screeded to the desired grade, and the floated, using standard concrete practices.

3. Apply an even application of Increte Color Hardener to the concrete surface, using the standard dry-shake method. Product shall be applied in accordance with manufacturer's specification. At least two applications shall be required. Float after each application.

4. Before Increte tools are applied to the concrete surface, apply Increte Release Agent in accordance with manufacturer's specifications.

5. While concrete is still in its plastic state, apply the desired Increte tool pattern to the surface of the concrete. Tools shall be properly tamped into the surface to achieve the desired texture.

6. Control joints shall be cut at pre-determined areas no later than 12 hours after concrete has been placed. Excess Increte Release Agent shall be removed in accordance with manufacturer's specifications.

7. Increte shall then be sealed with a minimum of two coats of Increte Clear Seal. Product shall be applied in accordance with manufacturer's specification

The trained Contractor indicates certain employees of the company have been instructed in the proper application of Increte Systems Products and have received copies of the Increte Systems Application Instructions and Specifications. The trained Contractor Program is not an apprenticeship. Each trained contractor is an independent company and bears responsibility for its own workmanship. Increte Systems, Inc assumes no liability for the workmanship of any contractor.

Increte of Maryland, Inc.

2145 Priest Bridge Drive, Ste 1

Crofton, MD 21114

www.increteofmd.com

410-721-6882

Veteran Owned Businesses

1-800-246-6882

Mid-Atlantic Pigments, LLC

2145 Priest Bridge Drive, Ste 1

Crofton, MD 21114

www.midatlanticpigments.com

410-721-1822